


Unveiling the Hidden History of Litchfield County: A Journey into Connecticut's Past

Nestled in the rolling hills of northwestern Connecticut, Litchfield County holds a wealth of hidden history, untold stories, and forgotten figures that have shaped the state's unique heritage. From its colonial beginnings to the industrial revolution and beyond, the county has played a pivotal role in the development of Connecticut and the nation as a whole.



Hidden History of Litchfield County by Peter C. Vermilyea

★★★★☆ 4.7 out of 5

Language : English

File size : 15999 KB

Text-to-Speech : Enabled

Enhanced typesetting : Enabled

Word Wise : Enabled

Screen Reader : Supported

Print length : 224 pages



In this comprehensive article, we embark on a journey into the past, uncovering the hidden gems and exploring the captivating events that have left an indelible mark on Litchfield County. Join us as we delve into the forgotten tales of its people, the architectural treasures that stand as testament to its rich history, and the cultural traditions that continue to thrive today.

The Colonial Era: Birth of a Nation

Litchfield County's history begins with the arrival of European settlers in the mid-17th century. The first permanent settlements were established in the towns of Litchfield, Woodbury, and Harwinton. These early settlers were primarily farmers and merchants who sought to establish a life in the New World.

The county played a significant role in the American Revolution. Many of its residents were ardent supporters of independence, and several militia companies were raised to fight against the British. One of the most famous battles of the war, the Battle of Danbury, took place in the county in 1777.

After the war, Litchfield County experienced a period of growth and prosperity. New industries were established, including ironworks, textile mills, and clock factories. The county also became a center for education, with the founding of several prestigious schools, including Litchfield Law School and the American School for the Deaf.

The 19th Century: Industrial Revolution and Social Change

The 19th century was a time of great change and upheaval in Litchfield County. The Industrial Revolution transformed the region's economy, leading to the growth of new towns and the decline of others. The county also experienced significant social changes, including the abolition of slavery and the arrival of new immigrants.

One of the most important events in the county's history was the construction of the Housatonic Railroad in the 1840s. The railroad connected Litchfield County to New York City and other major markets, leading to increased trade and economic growth.

The 19th century also saw the development of Litchfield County's cultural heritage. The county became home to a number of artists, writers, and musicians, including Harriet Beecher Stowe, Mark Twain, and Edward Hopper.

The 20th Century: Modernization and Preservation

The 20th century brought about further changes to Litchfield County. The county's economy continued to diversify, with the growth of tourism, manufacturing, and healthcare. The county also experienced a renewed interest in its history and cultural heritage.

In the 1960s and 1970s, a number of historic preservation efforts were undertaken in Litchfield County. Several towns established historic districts, and many old buildings were restored. This effort has helped to preserve the county's unique architectural heritage.

Today, Litchfield County is a thriving and vibrant region. Its rich history is reflected in its many historic sites, museums, and cultural institutions. The county is also home to a number of beautiful natural areas, including the Litchfield Hills and the Housatonic River Valley.

Hidden Gems of Litchfield County


In addition to its well-known historical sites, Litchfield County is home to a number of hidden gems. These lesser-known places offer a glimpse into the county's past and provide a unique experience for visitors.

- **The Bellamy-Ferriday House & Garden** in Bethlehem is a National Historic Landmark that was built in 1754. The house is a fine example of Georgian architecture and is surrounded by a beautiful garden.

- **The Glebe House** in Woodbury is a historic house that was built in 1740. The house is now a museum that tells the story of the town's early history.
- **The Hotchkiss Library** in Sharon is a beautiful library that was built in 1892. The library is home to a collection of rare books and manuscripts.
- **The Kent Falls State Park** is a popular hiking destination that features a series of waterfalls. The park is also home to a variety of wildlife.
- **The White Memorial Conservation Center** in Litchfield is a nature preserve that offers hiking trails, a museum, and a planetarium.

Litchfield County is a region with a rich and fascinating history. Its hidden gems, forgotten figures, and captivating events have shaped the county's unique heritage. From the colonial era to the present day, Litchfield County has played a vital role in the development of Connecticut and the nation as a whole.

We encourage you to explore the hidden history of Litchfield County and discover all that it has to offer. You may be surprised at what you find!



Hidden History of Litchfield County by Peter C. Vermilyea

★★★★☆ 4.7 out of 5

Language : English
 File size : 15999 KB
 Text-to-Speech : Enabled
 Enhanced typesetting : Enabled
 Word Wise : Enabled
 Screen Reader : Supported
 Print length : 224 pages


FREE

DOWNLOAD E-BOOK



The Rock Monsters Guide to Drums: The Essential Guide for Aspiring Drummers

If you're passionate about drumming and want to take your skills to the next level, The Rock Monsters Guide to Drums is the ultimate resource for...



The United Nations Renaissance: A New Era of Global Cooperation

The United Nations was founded in 1945 in the aftermath of World War II. Its mission was to prevent future wars and to promote peace, security, and human rights around the...