


The Frustrated Guitarist's Guide to Alternate Guitar Tunings



The Frustrated Guitarist's Guide To Alternate Guitar Tunings #1: Secrets of Drop D by Eric Morrison

★★★★☆ 4 out of 5

Language	: English
File size	: 3598 KB
Text-to-Speech	: Enabled
Enhanced typesetting	: Enabled
Word Wise	: Enabled
Print length	: 254 pages
Lending	: Enabled
Screen Reader	: Supported



If you're a guitarist who's feeling stuck in a rut, exploring alternate guitar tunings can be a great way to break out of your comfort zone and open up new creative possibilities. In this guide, we'll cover everything you need to know about alternate guitar tunings, from the basics to more advanced techniques.

What are Alternate Guitar Tunings?

Alternate guitar tunings are simply different ways of tuning your guitar strings. The standard tuning for a guitar is EADGBE, but there are hundreds of different alternate tunings that you can use to achieve different sounds and effects.

Some of the most popular alternate tunings include:

- Drop D: DADGBE
- Open G: DGDGBD
- Open D: DADF#AD
- Open C: CGCGCE
- Open A: EAEAC#E

Why Use Alternate Guitar Tunings?

There are many reasons why you might want to use alternate guitar tunings. Some of the benefits include:

- **New sounds and effects:** Alternate tunings can give your guitar a whole new sound. This can be useful for creating different genres of music, or for simply adding some variety to your playing.
- **Easier playing:** Some alternate tunings can make certain chords and scales easier to play. This can be helpful for beginners, or for guitarists who have difficulty with certain fingerings.
- **Creative inspiration:** Using alternate tunings can force you to think outside the box and come up with new and innovative ideas. This can be a great way to break out of a creative rut.

How to Use Alternate Guitar Tunings

To use an alternate guitar tuning, you simply need to tune your strings to the desired notes. You can do this by ear, or by using a tuner. Once your guitar is tuned, you can start experimenting with different chords and scales.

Here are a few tips for using alternate guitar tunings:

- **Start with a simple tuning:** If you're new to alternate tunings, it's best to start with a simple tuning like Drop D or Open G. These tunings are relatively easy to get used to, and they can give you a good idea of how alternate tunings work.
- **Experiment with different chords and scales:** Once you're comfortable with a simple tuning, you can start experimenting with different chords and scales. See how different tunings affect the sound of your favorite chords and scales, and try to come up with new and interesting ideas.
- **Don't be afraid to make mistakes:** When you're first using alternate guitar tunings, it's normal to make mistakes. Don't get discouraged, just keep practicing and experimenting. The more you play with alternate tunings, the more comfortable you'll become with them.

Advanced Techniques

Once you've mastered the basics of alternate guitar tunings, you can start to explore more advanced techniques. These techniques can help you create even more unique and interesting sounds.


Some of the most popular advanced techniques include:

- **Partial tunings:** Partial tunings are tunings that only change some of the strings on your guitar. This can create some very interesting and unusual sounds.
- **Scordatura:** Scordatura is a tuning that intentionally mistunes one or more of the strings on your guitar. This can create some very strange

and dissonant sounds.

- **Extended range tunings:** Extended range tunings are tunings that add extra strings to your guitar. This can give you access to new notes and chords that aren't possible on a standard guitar.

Alternate guitar tunings can be a great way to add some new and exciting sounds to your guitar playing. They can also help you to break out of a creative rut and come up with new and innovative ideas. If you're looking for a way to take your guitar playing to the next level, then I encourage you to start experimenting with alternate guitar tunings.



The Frustrated Guitarist's Guide To Alternate Guitar Tunings #1: Secrets of Drop D by Eric Morrison

★★★★☆ 4 out of 5


Language	: English
File size	: 3598 KB
Text-to-Speech	: Enabled
Enhanced typesetting	: Enabled
Word Wise	: Enabled
Print length	: 254 pages
Lending	: Enabled
Screen Reader	: Supported





The Rock Monsters Guide to Drums: The Essential Guide for Aspiring Drummers

If you're passionate about drumming and want to take your skills to the next level, The Rock Monsters Guide to Drums is the ultimate resource for...



The United Nations Renaissance: A New Era of Global Cooperation

The United Nations was founded in 1945 in the aftermath of World War II. Its mission was to prevent future wars and to promote peace, security, and human rights around the...