


# Quick Beginner's Guide to Embroidery, Lace, and Tatting: A Comprehensive Overview for Creative Beginners

Embroidery, lace, and tatting are beautiful and timeless fabric arts that can transform ordinary textiles into exquisite masterpieces. Whether you're a complete novice or looking to expand your creative horizons, this comprehensive guide will provide you with the essential knowledge and techniques to get started with these enchanting crafts.



## Embroidery & Lace & Tatting: 1-2-3 Quick Beginner's Guide to Embroidery! & 1-2-3 Quick Beginners Guide to Lace and Tatting! by Lesley Riley

★★★★☆ 4.3 out of 5

Language : English  
File size : 2733 KB  
Text-to-Speech : Enabled  
Screen Reader : Supported  
Enhanced typesetting : Enabled  
Lending : Enabled  
Print length : 70 pages



## Embroidery



## **What is Embroidery?**

Embroidery is the art of embellishing fabric with decorative stitches. Using a needle and thread, you can create intricate designs, patterns, and motifs that bring your creations to life. Embroidery is a versatile art form that can be applied to various fabrics and items, from clothing and accessories to home decor and artwork.


## Basic Techniques

- **Running Stitch:** The most basic stitch in embroidery, used to create outlines and fill in areas.
- **Backstitch:** A strong and secure stitch, used to create sharp lines and borders.
- **Satin Stitch:** A dense and smooth stitch, used to create solid shapes and fill in large areas.
- **Cross Stitch:** A simple but effective stitch, used to create geometric patterns and images.

## Materials

- **Fabric:** Choose a fabric suitable for embroidery, such as cotton, linen, or canvas.
- **Thread:** Select embroidery thread in different colors and weights to create the desired effects.
- **Needle:** Use a needle specifically designed for embroidery, with a sharp point and an eye large enough for the thread.
- **Hoop:** A hoop is used to hold the fabric taut while you embroider.

## Lace



## **What is Lace?**

Lace is a delicate fabric created from fine threads or yarns that are entwined, knotted, or looped together to form intricate patterns. Lace is often used to adorn clothing, lingerie, tablecloths, and other textiles, adding a touch of elegance and beauty.

## **Basic Techniques**

- **Bobbin Lace:** Made using two or more bobbins, with threads twisted and wound to create intricate patterns.
- **Needle Lace:** Made with a needle and thread, using stitches to connect and form the lace.
- **Crochet Lace:** Made with a crochet hook, using loops and stitches to create delicate patterns.

## Materials

- **Thread or Yarn:** Choose fine threads or yarns made from materials such as cotton, silk, or nylon.
- **Bobbins:** If making bobbin lace, you will need a set of bobbins.
- **Needle:** If making needle lace, you will need a sharp needle.
- **Crochet Hook:** If making crochet lace, you will need a crochet hook in the appropriate size for the yarn.

## Tatting



## **What is Tatting?**

Tatting is a form of lacemaking that uses a shuttle to create knots and loops, which are then joined together to form delicate patterns. Tatting is often used to create edgings, borders, and embellishments for clothing, accessories, and home decor.


## **Basic Techniques**

- **Double Stitch:** The most basic tatting stitch, used to create the foundation rows.
- **Picot Stitch:** A small loop that adds a decorative touch to tatted designs.
- **Ring Stitch:** A complex stitch that forms a small ring, used to create intricate patterns.

## Materials

- **Shuttle:** A small, boat-shaped tool used to hold the thread.
- **Thread:** Use fine cotton or linen thread specifically designed for tatting.
- **Scissors:** Small, sharp scissors are needed for cutting the thread.

Embroidery, lace, and tatting are captivating fabric arts that offer endless possibilities for creative expression. With the guidance provided in this beginner's guide, you have the foundation to embark on your own creative journey. Experiment with different techniques, materials, and designs to create unique and beautiful pieces that will enhance your wardrobe, home, and life. As you delve deeper into these crafts, you'll discover the joy and satisfaction that comes from creating exquisite textiles with your own hands.



## Embroidery & Lace & Tatting: 1-2-3 Quick Beginner's Guide to Embroidery! & 1-2-3 Quick Beginners Guide to Lace and Tatting!

by Lesley Riley

★★★★☆ 4.3 out of 5

Language : English


File size : 2733 KB

Text-to-Speech : Enabled  
Screen Reader : Supported  
Enhanced typesetting : Enabled  
Lending : Enabled  
Print length : 70 pages



## **The Rock Monsters Guide to Drums: The Essential Guide for Aspiring Drummers**

If you're passionate about drumming and want to take your skills to the next level, The Rock Monsters Guide to Drums is the ultimate resource for...



## **The United Nations Renaissance: A New Era of Global Cooperation**

The United Nations was founded in 1945 in the aftermath of World War II. Its mission was to prevent future wars and to promote peace, security, and human rights around the...