


# Ornamentation in Baroque and Post-Baroque Music, with Special Emphasis on Bach



## Ornamentation in Baroque and Post-Baroque Music, with Special Emphasis on J.S. Bach by Frederick Neumann

★★★★☆ 4.4 out of 5

Language : English  
File size : 133392 KB  
Text-to-Speech : Enabled  
Screen Reader : Supported  
Enhanced typesetting : Enabled  
Print length : 626 pages



Ornamentation is an essential part of Baroque and Post-Baroque music, and it can be used to add interest, variety, and expression to a piece of music. In this article, we will explore the different types of ornamentation that were used in the Baroque and Post-Baroque periods, and we will discuss how these ornaments can be used to enhance the performance of a piece of music.

## Types of Ornamentation

There are many different types of ornamentation that can be used in Baroque and Post-Baroque music. Some of the most common types include:

- Trills: A trill is a rapid alternation between two notes, usually a step apart. Trills can be used to add excitement and brilliance to a piece of

music.

- Turns: A turn is a rapid alternation between a main note and its upper and lower neighbors. Turns can be used to add grace and elegance to a piece of music.
- Mordents: A mordent is a rapid alternation between a main note and its lower neighbor. Mordents can be used to add variety and interest to a piece of music.
- Grace notes: Grace notes are small, unaccented notes that are played before a main note. Grace notes can be used to add a sense of anticipation and excitement to a piece of music.
- Appoggiaturas: Appoggiaturas are accented notes that are played before a main note. Appoggiaturas can be used to add weight and emphasis to a piece of music.

## **How to Use Ornamentation**

Ornamentation can be used to enhance the performance of a piece of Baroque or Post-Baroque music in many ways. Here are a few tips on how to use ornamentation effectively:

- Use ornamentation sparingly. Too much ornamentation can clutter up a piece of music and make it difficult to follow. It is best to use ornamentation to highlight important passages or to add interest to a particular section of a piece of music.
- Choose the right type of ornamentation for the piece of music you are playing. Some types of ornamentation are more appropriate for certain styles of music than others. For example, trills are often used in Baroque music, while turns are more common in Post-Baroque music.

- Practice ornamentation regularly. The more you practice, the better you will become at executing ornaments cleanly and accurately. It is also helpful to listen to recordings of Baroque and Post-Baroque music to get ideas for how to use ornamentation effectively.


## **Ornamentation in Bach's Music**

Johann Sebastian Bach was one of the most prolific composers of the Baroque period, and he was also a master of ornamentation. Bach's music is full of ornaments, and he used them to great effect to add interest, variety, and expression to his music.

One of the most common types of ornamentation that Bach used was the trill. Bach's trills are often very fast and elaborate, and they can be quite difficult to execute. However, when played correctly, Bach's trills can add a great deal of excitement and brilliance to his music.

Bach also used turns, mordents, grace notes, and appoggiaturas extensively in his music. He often used these ornaments to highlight important passages or to add interest to a particular section of a piece of music. Bach's ornamentation is always tasteful and appropriate, and it never detracts from the beauty of his music.

Ornamentation is an essential part of Baroque and Post-Baroque music, and it can be used to add interest, variety, and expression to a piece of music. By understanding the different types of ornamentation that were used in these periods, and by practicing them regularly, musicians can learn to use ornamentation effectively to enhance the performance of their music.



## Ornamentation in Baroque and Post-Baroque Music, with Special Emphasis on J.S. Bach by Frederick Neumann


★★★★☆ 4.4 out of 5

Language : English  
File size : 133392 KB  
Text-to-Speech : Enabled  
Screen Reader : Supported  
Enhanced typesetting : Enabled  
Print length : 626 pages



## The Rock Monsters Guide to Drums: The Essential Guide for Aspiring Drummers

If you're passionate about drumming and want to take your skills to the next level, The Rock Monsters Guide to Drums is the ultimate resource for...



## The United Nations Renaissance: A New Era of Global Cooperation

The United Nations was founded in 1945 in the aftermath of World War II. Its mission was to prevent future wars and to promote peace, security, and human rights around the...